





# VEHICLE MOUNTED FIRE PUMP

Works Perfectly...



**FPN 10-2000 & FPN 10-3000**  
Normal & High Pressure Pump  
For Fire Truck



Normal & High Pressure Pump for Fire Trucks



## General Features

- \* EN-1028 Certificates
- \* Light Alu-Alloy High Quality Body Material
- \* Thermal Expulsion System
- \* Mechanical Stuffing Impermeability
- \* Automatic Suction System
- \* High Pressure Bypass System
- \* Single Stage Centrifugal Fire Pump (Optional in Double Stage Centrifugal Fire Pump for High Pressure)
- \* Bronze Impeller Material (Optional in Alluminium Impeller)
- \* Stainless Steel Pump Shaft Material
- \* Bronze Bedding From 2 Points

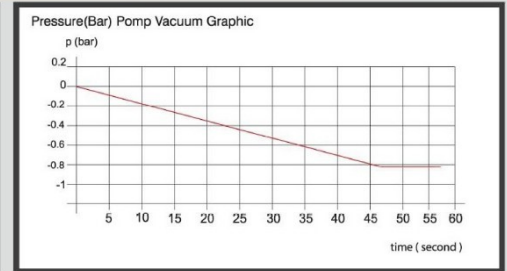
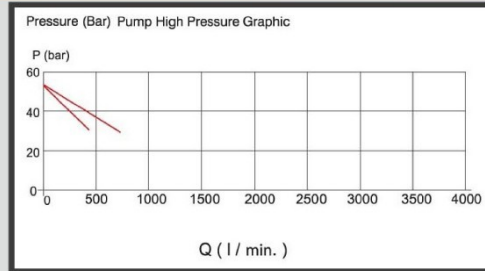
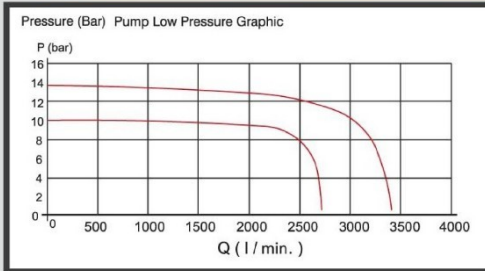
## Optionals

- \* Foam Estimator
- \* Multi Outlet Collector
- \* High Pressure Distributor
- \* Pump Control Panel with Changeable Option
- \* Changeable Coupling Options

## Technical Features

- |                   |                            |
|-------------------|----------------------------|
| * Type            | : FPN 10-2000, FPN 10-3000 |
| * Rotation        | : 300 r/min                |
| * Norm. Flow Rate | : 2000-3000 lt/min         |
| * High Flow Rate  | : 250-400 lt/min           |
| * Norm. Pressure  | : 10 - 15 bar              |
| * High Pressure   | : 40 bar                   |
| * Running Temp.   | : -15 C / 55 C             |
| * Step Number     | : 1 Step                   |
| * In / Out        | : 5" (Optional 4") / 2,5"  |

## Graphic



## Dimensions

